

## TITLE X'S ROLE

# Massachusetts

National  
**Family Planning**  
& Reproductive Health Association

The Title X ("ten") family planning program is critical to providing and maintaining access to family planning services for people with low and no incomes and people who are un- or under-insured. This mission has been threatened by years of insufficient funding and politically motivated attacks, leaving millions without access to federally supported services.

### 2023 GRANTEES

**\$6,921,000**

Action for Boston  
Community Development;  
Massachusetts Department  
of Public Health

## TITLE X PATIENTS 2022

### INCOME LEVEL

**55%**

**CARE AT NO COST**  
(BELOW 101% FPL)

**23%**

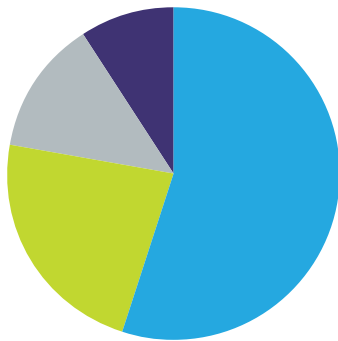
**DISCOUNTED FEE**  
(101-250% FPL)

**13%**

**FULL FEE**  
(MORE THAN 250% OF FPL)

**9%**

**UNKNOWN**



Income is listed relative to the federal poverty level (FPL). In 2022, the FPL for an individual was \$13,590.

### INSURANCE STATUS

**53%**

**PUBLIC**

**32%**

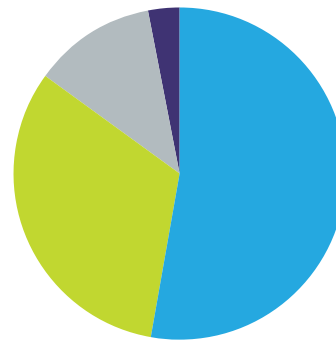
**PRIVATE**

**12%**

**UNINSURED**

**3%**

**UNKNOWN**



## FIVE-YEAR LOOK BACK<sup>1,2</sup>

**73,840**

PATIENTS SEEN AT

**111**

HEALTH CENTERS IN

**2018**

**\$6,892,000**

Action for Boston Community  
Development; Health  
Imperatives; Massachusetts  
Department of Public Health

**54,210**

PATIENTS SEEN AT

**88**

HEALTH CENTERS IN

**2019**

**\$5,800,000**

Action for Boston Community  
Development; Health  
Imperatives; Massachusetts  
Department of Public Health

**14,219**

PATIENTS SEEN AT

**20**

HEALTH CENTERS IN

**2020**

**\$1,960,000**

Action for Boston Community  
Development

**14,546**

PATIENTS SEEN AT

**23**

HEALTH CENTERS IN

**2021**

**\$1,985,888**

Action for Boston Community  
Development

**63,628**

PATIENTS SEEN AT

**109**

HEALTH CENTERS IN

**2022**

**\$7,710,606**

Action for Boston Community  
Development; Massachusetts  
Department of Public Health

## STATE FACTS



2%

PEOPLE WITHOUT HEALTH  
INSURANCE, 2022



41,087

WOMEN AGES 15-49  
WITHOUT HEALTH INSURANCE, 2022



449,440

WOMEN AGES 15-49  
WITH INCOMES AT OR  
BELOW 250% FPL, 2022



24 WEEKS<sup>3</sup>

LEGAL CUT-OFF FOR ABORTION,  
NOVEMBER 2023

## CASES DIAGNOSED


STATEWIDE, PER 100,000 PEOPLE

	2017		2021
Chlamydia	427	↓	386
Gonorrhea	113	↑	118
Syphilis	22	↑	29
Congenital Syphilis	0	↑	13
HIV	10	↓	7

## MEDICAID ELIGIBILITY CUT-OFFS, 2023

FULL-BENEFIT MEDICAID  
FOR CHILDLESS ADULTS

FAMILY PLANNING-ONLY  
ELIGIBILITY



In 2023, the FPL was \$14,580 for an individual.

N/A indicates that the state does not have a separate family planning-only program for individuals with incomes above the Medicaid full benefit cut-off.

<sup>1</sup> The grantees list includes any grantee that was awarded funds in that year. Additional organizations may have had funds for a grant that ended partway through the year.

<sup>2</sup> This count includes any service site that participated for any portion of the year.

<sup>3</sup> In some states, there are no clinics that offer care to the legal limit. In addition, abortions may be available after the legal limit in certain situations. For specifics, please visit [www.abortionfinder.org](http://www.abortionfinder.org).