

TITLE X'S ROLE Louisiana

National
Family Planning
& Reproductive Health Association

The Title X ("ten") family planning program is critical to providing and maintaining access to family planning services for people with low and no incomes and people who are un- or under-insured. This mission has been threatened by years of insufficient funding and politically motivated attacks, leaving millions without access to federally supported services.

2023 GRANTEES

\$4,788,720

Louisiana Department of Health

TITLE X PATIENTS 2022

INCOME LEVEL

80%

CARE AT NO COST
(BELOW 101% FPL)

16%

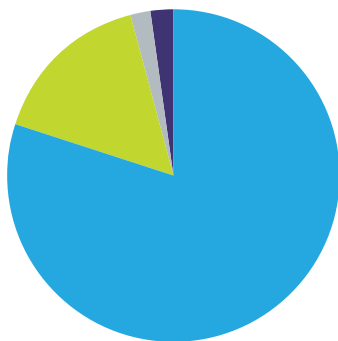
DISCOUNTED FEE
(101-250% FPL)

2%

FULL FEE
(MORE THAN 250% OF FPL)

2%

UNKNOWN



Income is listed relative to the federal poverty level (FPL). In 2022, the FPL for an individual was \$13,590.

INSURANCE STATUS

62%

PUBLIC

12%

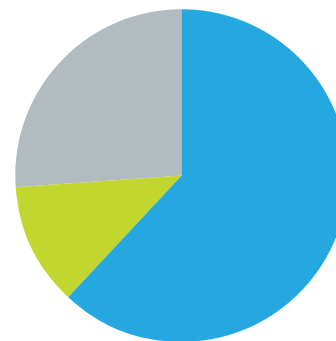
PRIVATE

26%

UNINSURED

0%

UNKNOWN



FIVE-YEAR LOOK BACK^{1,2}

53,327

PATIENTS SEEN AT

71

HEALTH CENTERS IN

2018

\$4,047,000

Louisiana Department of Health

51,674

PATIENTS SEEN AT

63

HEALTH CENTERS IN

2019

\$4,500,000

Louisiana Department of Health

33,617

PATIENTS SEEN AT

63

HEALTH CENTERS IN

2020

\$4,660,000

Louisiana Department of Health

31,996

PATIENTS SEEN AT

66

HEALTH CENTERS IN

2021

\$4,855,050

Louisiana Department of Health

27,545

PATIENTS SEEN AT

61

HEALTH CENTERS IN

2022

\$4,788,720

Louisiana Department of Health

STATE FACTS



7%

PEOPLE WITHOUT HEALTH INSURANCE, 2022



78,470

WOMEN AGES 15-49 WITHOUT HEALTH INSURANCE, 2022



509,578

WOMEN AGES 15-49 WITH INCOMES AT OR BELOW 250% FPL, 2022



TOTAL BAN

LEGAL CUT-OFF FOR ABORTION, NOVEMBER 2023

CASES DIAGNOSED



STATEWIDE, PER 100,000 PEOPLE

	2017		2021
Chlamydia	742	↓	730
Gonorrhea	257	↑	355
Syphilis	61	↑	75
Congenital Syphilis	93	↑	192
HIV	26	↓	23

MEDICAID ELIGIBILITY CUT-OFFS, 2023

FULL-BENEFIT MEDICAID FOR CHILDLESS ADULTS

FAMILY PLANNING-ONLY ELIGIBILITY



In 2023, the FPL was \$14,580 for an individual.

¹ The grantees list includes any grantee that was awarded funds in that year. Additional organizations may have had funds for a grant that ended partway through the year.

² This count includes any service site that participated for any portion of the year.