

# TITLE X'S ROLE Illinois

National  
**Family Planning**  
& Reproductive Health Association

The Title X ("ten") family planning program is critical to providing and maintaining access to family planning services for people with low and no incomes and people who are un- or under-insured. This mission has been threatened by years of insufficient funding and politically motivated attacks, leaving millions without access to federally supported services.

## 2023 GRANTEES

**\$8,642,500**

Aunt Martha's Health And Wellness; Illinois Department of Public Health; Indiana Family Health Council

## TITLE X PATIENTS 2022

### INCOME LEVEL

**58%**

**CARE AT NO COST**  
(BELOW 101% FPL)

**20%**

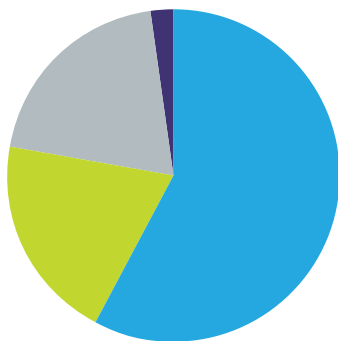
**DISCOUNTED FEE**  
(101-250% FPL)

**20%**

**FULL FEE**  
(MORE THAN 250% OF FPL)

**2%**

**UNKNOWN**



Income is listed relative to the federal poverty level (FPL). In 2022, the FPL for an individual was \$13,590.

### INSURANCE STATUS

**37%**

**PUBLIC**

**9%**

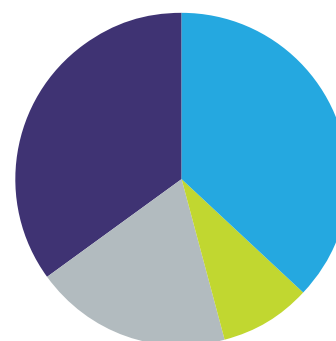
**PRIVATE**

**19%**

**UNINSURED**

**35%**

**UNKNOWN**



## FIVE-YEAR LOOK BACK<sup>1,2</sup>

**112,426**

PATIENTS SEEN AT

**97**

HEALTH CENTERS IN

**2018**

**\$8,793,000**

Aunt Martha's Youth Service Center; Illinois Department of Public Health; Planned Parenthood of Illinois

**79,438**

PATIENTS SEEN AT

**100**

HEALTH CENTERS IN

**2019**

**\$8,000,000**

Aunt Martha's Youth Service Center; Illinois Department of Public Health; Planned Parenthood of Illinois

**13,970**

PATIENTS SEEN AT

**15**

HEALTH CENTERS IN

**2020**

**\$2,918,692**

Aunt Martha's Youth Service Center; Indiana Family Health Council; Pathway Health Clinic

**14,196**

PATIENTS SEEN AT

**18**

HEALTH CENTERS IN

**2021**

**\$2,956,731**

Aunt Martha's Youth Service Center; Indiana Family Health Council; Pathway Health Clinic

**91,576**

PATIENTS SEEN AT

**116**

HEALTH CENTERS IN

**2022**

**\$8,642,500**

Aunt Martha's Youth Service Center; Illinois Department of Health; Indiana Family Health Council

## STATE FACTS



7%

PEOPLE WITHOUT HEALTH INSURANCE, 2022



248,153

WOMEN AGES 15-49 WITHOUT HEALTH INSURANCE, 2022



1,025,436

WOMEN AGES 15-49 WITH INCOMES AT OR BELOW 250% FPL, 2022



24\* WEEKS<sup>3</sup>

LEGAL CUT-OFF FOR ABORTION, NOVEMBER 2023

## CASES DIAGNOSED


STATEWIDE, PER 100,000 PEOPLE

	2017		2021
Chlamydia	590	↓	567
Gonorrhea	186	↑	240
Syphilis	30	↑	40
Congenital Syphilis	14.7	↑	37.8
HIV	13	↓	11

## MEDICAID ELIGIBILITY CUT-OFFS, 2023

FULL-BENEFIT MEDICAID FOR CHILDLESS ADULTS

FAMILY PLANNING-ONLY ELIGIBILITY



In 2023, the FPL was \$14,580 for an individual.

N/A indicates that the state does not have a separate family planning-only program for individuals with incomes above the Medicaid full benefit cut-off.

<sup>1</sup> The grantees list includes any grantee that was awarded funds in that year. Additional organizations may have had funds for a grant that ended partway through the year.

<sup>2</sup> This count includes any service site that participated for any portion of the year.

<sup>3</sup> 24\* indicates that state law bars abortion after fetal viability, which providers may determine on an individual basis, so the deadline may be later. Abortions may also be permitted in certain circumstances after viability. However, in certain states with this cut-off there are not clinics that offer care to the legal limit.