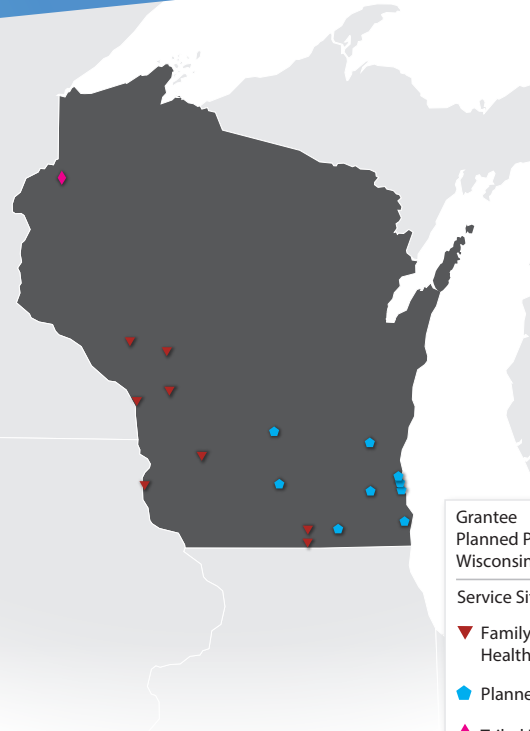


THE TITLE X FAMILY PLANNING PROGRAM IN Wisconsin

As of September 1, 2018, the Office of Population Affairs (OPA) provided Title X service delivery grants to Planned Parenthood of Wisconsin Inc. and the Wisconsin Department of Health Services to support access to family planning and sexual health services in Wisconsin. The diverse network of health centers supported by Title X provides a range of essential preventive health services, including breast and cervical cancer detection, screening and treatment for sexually transmitted diseases, HIV testing, and contraception, for thousands of low-income, uninsured, and underinsured individuals and families each year who would otherwise lack access to care.

Despite this important mission, federal funding for Title X has shrunk in recent years, and now fewer low-income and uninsured people in Wisconsin are able to access family planning and sexual health services funded by Title X.



Grantee
Planned Parenthood of Wisconsin Inc.

Service Sites

- ▼ Family Planning Health Center — 8
- Planned Parenthood — 9
- ◆ Tribal Health Center — 1

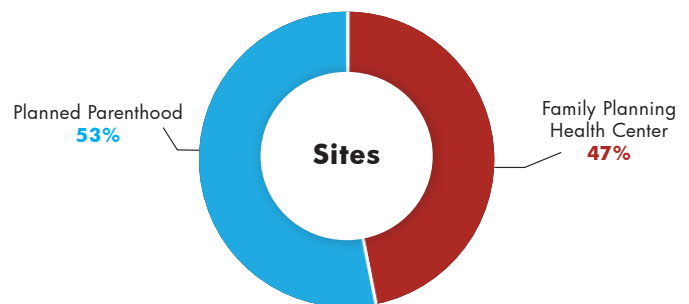
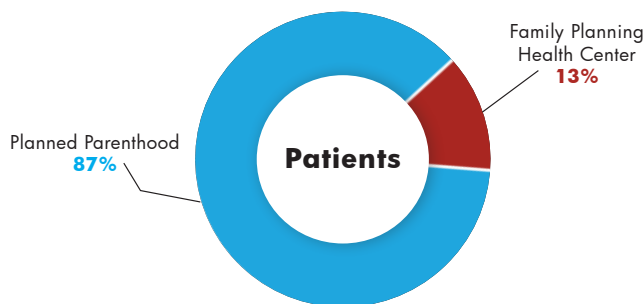
Note: This map reflects the 2017 Title X network. The Wisconsin Department of Health Services became a new grantee on September 1, 2018.

FUNDING AND PATIENT LEVELS

	FY2010	FY 2014	FY 2015	FY 2016	FY2017	Net Change
NATIONAL						
Funding	\$317.5 M	\$286.4 M	\$286.5 M	\$286.5 M	\$286.5 M	-\$31 M
Patients	5,224,862	4,129,283	4,018,015	4,007,552	4,004,246	-1,220,616
WISCONSIN						
Funding	\$3,600,000	\$ 3,743,000	\$ 3,468,000	\$ 3,468,000	\$3,468,000	-\$132,000
Patients	57,952	40,231	35,278	37,014	35,921	-22,031

HOW PATIENTS ACCESS CARE

The following charts show the site type and patient distribution for participating providers in 2016.



*Percentages may not equal 100% due to rounding

WISCONSIN Facts

WOMEN IN NEED OF PUBLICLY FUNDED CONTRACEPTIVE SERVICES & SUPPLIES, 2014

353,620

UNINTENDED PREGNANCIES PREVENTED BY TITLE X SERVICES, 2015

6,600

TITLE X PATIENTS BY INCOME LEVEL, 2017
RELATIVE TO THE FEDERAL POVERTY LEVEL (FPL)

Below 101% of FPL

Less than \$12,060 for an individual



58%

101% - 250% FPL

\$12,060 - \$30,150



32%

More than 250% of FPL

More than \$30,150



10%

Income Unknown



1%

TITLE X SUCCESSES
IN 2010

\$3,187,000

IN TITLE X FUNDS
SUPPORTED:

SERVICES FOR

57,952

PATIENTS

AND PREVENTED...

13,300

UNINTENDED
PREGNANCIES

12

CERVICAL CANCER
CASES

123

GONORRHEA CASES

510

CHLAMYDIA CASES

SAVING THE
FEDERAL AND STATE
GOVERNMENT A NET:

\$79,784,000

National Family Planning & Reproductive Health Association
1025 Vermont Ave NW, Suite 800, Washington DC 20005
Main Phone: 202-293-3114

For sources and data notes, please visit <https://www.nationalfamilyplanning.org/file/sources2017.pdf>. This factsheet was originally published in November 2017 and updated in September 2018 to reflect the latest Family Planning Annual Report.