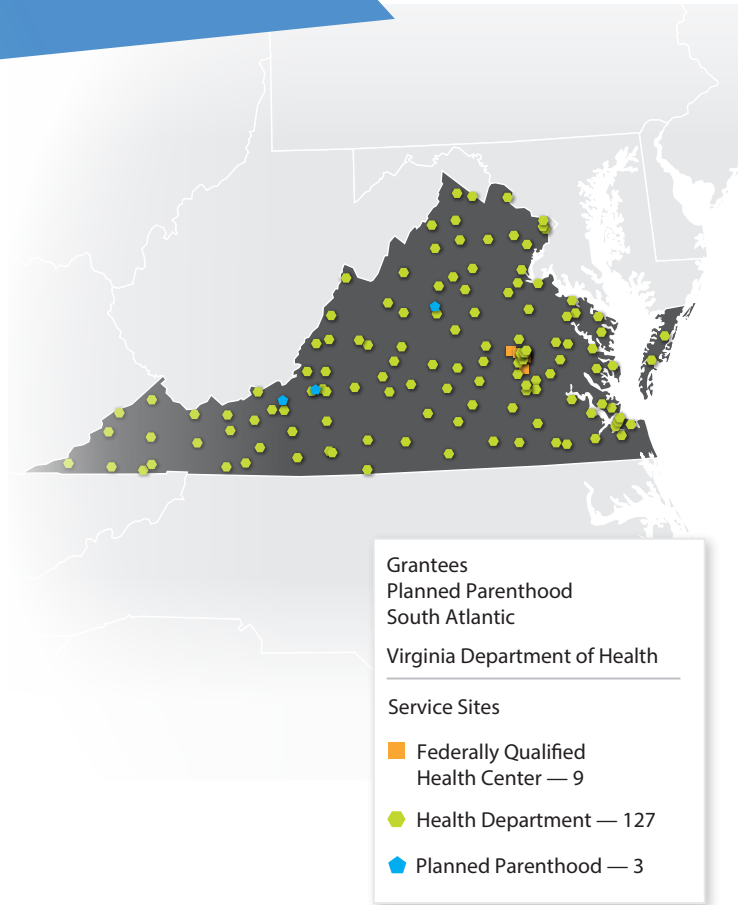


# THE TITLE X FAMILY PLANNING PROGRAM IN Virginia

Planned Parenthood South Atlantic and the Virginia Department of Health are the Title X grantees in Virginia. The diverse network of health centers supported by Title X provides a range of essential preventive health services, including breast and cervical cancer detection, screening and treatment for sexually transmitted diseases, HIV testing, and contraception, for thousands of low-income, uninsured, and underinsured individuals and families each year who would otherwise lack access to care.

Despite this important mission, federal funding for Title X has shrunk in recent years, and now fewer low-income and uninsured people in Virginia are able to access family planning and sexual health services funded by Title X.



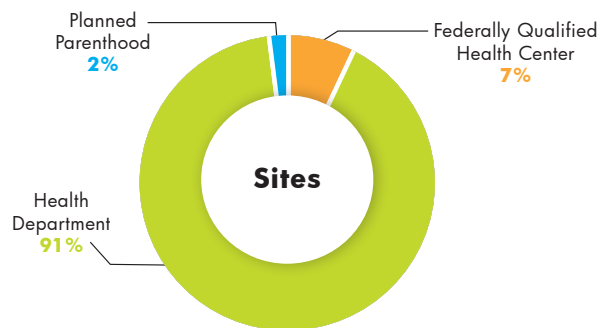
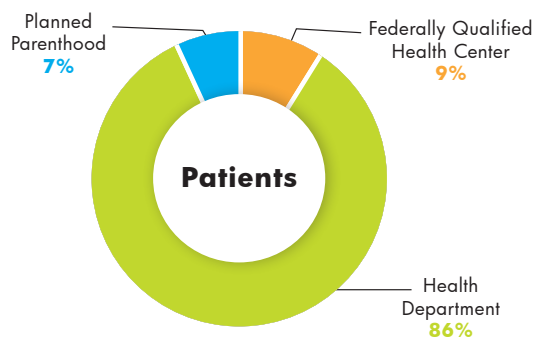
Note: This map reflects the 2017 Title X network.

## FUNDING AND PATIENT LEVELS

	FY2010	FY 2014	FY 2015	FY 2016	FY2017	Net Change
NATIONAL						
Funding	\$317.5 M	\$286.4 M	\$286.5 M	\$286.5 M	\$286.5 M	-\$31 M
Patients	5,224,862	4,129,283	4,018,015	4,007,552	4,004,246	-1,220,616
VIRGINIA						
Funding	\$4,826,614	\$4,277,500	\$4,278,000	\$4,365,000	\$4,450,000	-\$376,614
Patients	83,229	66,476	59,636	57,350	50,575	-32,654

## HOW PATIENTS ACCESS CARE

The following charts show the site type and patient distribution for participating providers in 2016.



\*Percentages may not equal 100% due to rounding

# VIRGINIA Facts





WOMEN IN NEED OF PUBLICLY FUNDED CONTRACEPTIVE SERVICES & SUPPLIES, 2014

**447,970**

UNINTENDED PREGNANCIES PREVENTED BY TITLE X SERVICES, 2015

**15,100**

TITLE X PATIENTS BY INCOME LEVEL, 2017  
RELATIVE TO THE FEDERAL POVERTY LEVEL (FPL)

<b>Below 101% of FPL</b> <i>Less than \$12,060 for an individual</i>		<b>56%</b>
<b>101% - 250% FPL</b> <i>\$12,060 - \$30,150</i>		<b>27%</b>
<b>More than 250% of FPL</b> <i>More than \$30,150</i>		<b>4%</b>
<b>Income Unknown</b>		<b>14%</b>

TITLE X SUCCESSES  
IN 2010

**\$4,826,614**  
IN TITLE X FUNDS  
SUPPORTED:

SERVICES FOR  
**83,229**  
PATIENTS

AND PREVENTED...

**19,000**  
UNINTENDED  
PREGNANCIES

**39**  
CERVICAL CANCER  
CASES

**123**  
GONORRHEA CASES

**710**  
CHLAMYDIA CASES

SAVING THE  
FEDERAL AND STATE  
GOVERNMENT A NET:  
**\$158,106,000**

National Family Planning & Reproductive Health Association  
1025 Vermont Ave NW, Suite 800, Washington, DC 20005  
Phone: 202-293-3114

For sources and data notes, please visit <https://www.nationalfamilyplanning.org/file/sources2017.pdf>. This factsheet was originally published in November 2017 and updated in September 2018 to reflect the latest Family Planning Annual Report.