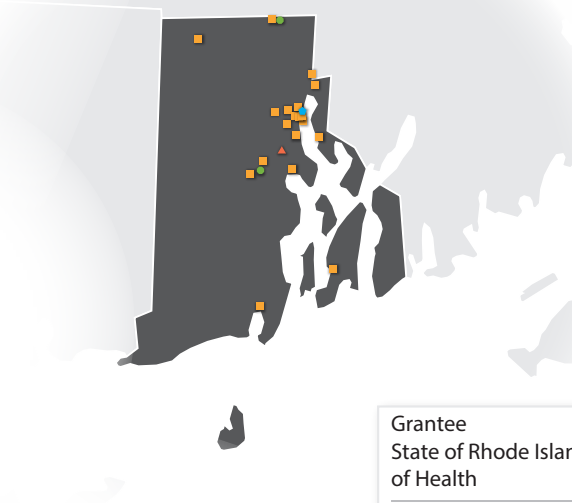


THE TITLE X FAMILY PLANNING PROGRAM IN Rhode Island

The State of Rhode Island Department of Health is the Title X grantee in Rhode Island. The diverse network of health centers supported by Title X provides a range of essential preventive health services, including breast and cervical cancer detection, screening and treatment for sexually transmitted diseases, HIV testing, and contraception, for thousands of low-income, uninsured, and underinsured individuals and families each year who would otherwise lack access to care.

Despite this important mission, federal funding for Title X has shrunk in recent years, and now fewer low-income and uninsured people in Rhode Island are able to access family planning and sexual health services funded by Title X.



Grantee
State of Rhode Island Department of Health

Service Sites

- Federally Qualified Health Center — 19
- ◆ Planned Parenthood — 1
- School-based Health Center — 2
- ▲ Other — 1

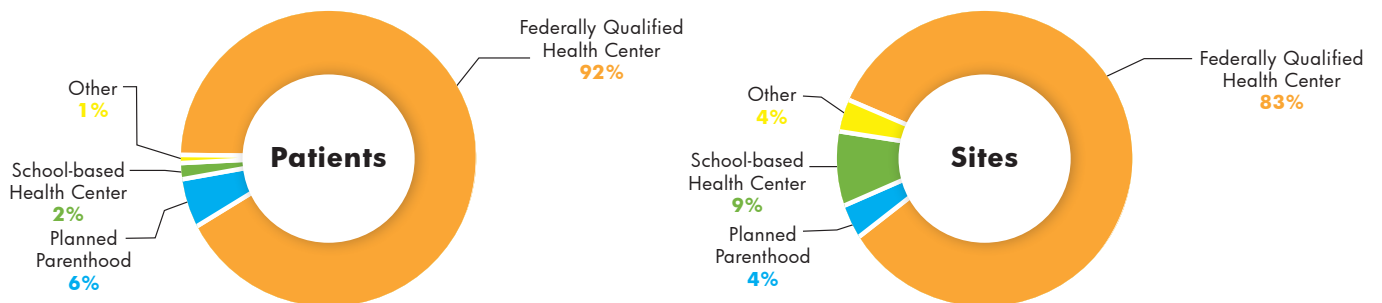
Note: This map reflects the 2017 Title X network.

FUNDING AND PATIENT LEVELS

| | FY2010 | FY 2014 | FY 2015 | FY 2016 | FY2017 | Net Change |
|-----------------|-------------|-------------|-------------|-------------|-------------|------------|
| NATIONAL | | | | | | |
| Funding | \$317.5 M | \$286.4 M | \$286.5 M | \$286.5 M | \$286.5 M | -\$31 M |
| Patients | 5,224,862 | 4,129,283 | 4,018,015 | 4,007,552 | 4,004,246 | -1,220,616 |
| RHODE ISLAND | | | | | | |
| Funding | \$1,213,576 | \$1,060,800 | \$1,061,000 | \$1,085,000 | \$1,150,000 | -\$63,576 |
| Patients | 24,372 | 27,301 | 27,297 | 26,819 | 26,099 | +1,727 |

HOW PATIENTS ACCESS CARE

The following charts show the site type and patient distribution for participating providers in 2016.



*Percentages may not equal 100% due to rounding

RHODE ISLAND Facts





WOMEN IN NEED OF PUBLICLY FUNDED CONTRACEPTIVE SERVICES & SUPPLIES, 2014

71,320

UNINTENDED PREGNANCIES PREVENTED BY TITLE X SERVICES, 2015

5,500

TITLE X PATIENTS BY INCOME LEVEL, 2017
RELATIVE TO THE FEDERAL POVERTY LEVEL (FPL)

| | | |
|---|---|------------|
| Below 101% of FPL <i>Less than \$12,060 for an individual</i> |  | 46% |
| 101% - 250% FPL <i>\$12,060 - \$30,150</i> |  | 16% |
| More than 250% of FPL <i>More than \$30,150</i> |  | 10% |
| Income Unknown |  | 28% |

TITLE X SUCCESSES
IN 2010

\$1,213,576
IN TITLE X FUNDS
SUPPORTED:

SERVICES FOR
24,372
PATIENTS

AND PREVENTED...

5,300
UNINTENDED
PREGNANCIES

10
CERVICAL CANCER
CASES

15
GONORRHEA CASES

180
CHLAMYDIA CASES

SAVING THE
FEDERAL AND STATE
GOVERNMENT A NET:
\$46,521,000

National Family Planning & Reproductive Health Association
1025 Vermont Ave NW, Suite 800, Washington, DC 20005
Phone: 202-293-3114

For sources and data notes, please visit <https://www.nationalfamilyplanning.org/file/sources2017.pdf>. This factsheet was originally published in November 2017 and updated in September 2018 to reflect the latest Family Planning Annual Report.