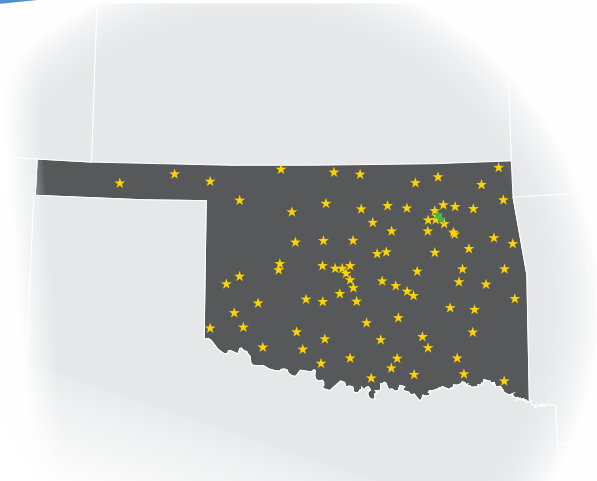


THE TITLE X FAMILY PLANNING PROGRAM IN Oklahoma

As of September 1, 2018, the Office of Population Affairs (OPA) provided Title X service delivery grants to Caring Hands Healthcare Centers, Community Health Connection, and Oklahoma State Department of Health to support access to family planning and sexual health services in Oklahoma. The diverse network of health centers supported by Title X provides a range of essential preventive health services, including breast and cervical cancer detection, screening and treatment for sexually transmitted diseases, HIV testing, and contraception, for thousands of low-income, uninsured, and underinsured individuals and families each year who would otherwise lack access to care.

Despite this important mission, federal funding for Title X has shrunk in recent years, and now fewer low-income and uninsured people in Oklahoma are able to access family planning and sexual health services funded by Title X.



Grantees
Community Health Connection
Oklahoma State Department of Health

Service Sites
★ Community Health Connection — 2
★ Oklahoma State Department of Health — 97

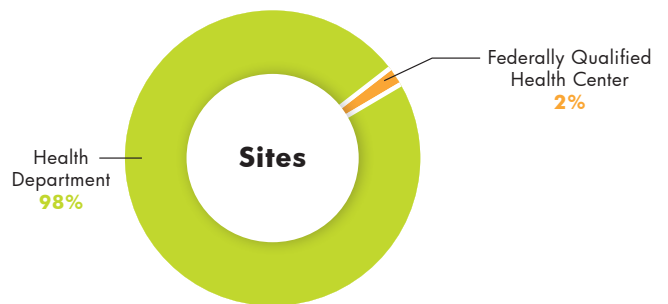
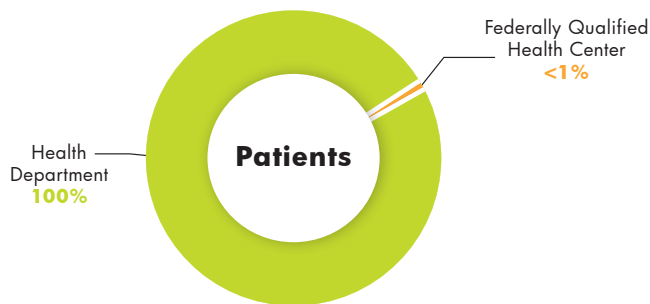
Note: This map reflects the 2017 Title X network. Caring Hands Healthcare Centers became a new grantee on September 1, 2018.

FUNDING AND PATIENT LEVELS

	FY2010	FY 2014	FY 2015	FY 2016	FY2017	Net Change
NATIONAL						
Funding	\$317.5 M	\$286.4 M	\$286.5 M	\$286.5 M	\$286.5 M	-\$31 M
Patients	5,224,862	4,129,283	4,018,015	4,007,552	4,004,246	-1,220,616
OKLAHOMA						
Funding	\$3,965,952	\$5,734,500	\$4,356,000	\$4,264,000	\$4,515,904	+\$549,952
Patients	73,338	53,531	53,568	50,080	47,630	-25,708

HOW PATIENTS ACCESS CARE

The following charts show the site type and patient distribution for participating providers in 2016.



*Percentages may not equal 100% due to rounding

OKLAHOMA Facts

WOMEN IN NEED OF PUBLICLY FUNDED CONTRACEPTIVE SERVICES & SUPPLIES, 2014

256,880

UNINTENDED PREGNANCIES PREVENTED BY TITLE X SERVICES, 2015

12,100

TITLE X PATIENTS BY INCOME LEVEL, 2017
RELATIVE TO THE FEDERAL POVERTY LEVEL (FPL)

Below 101% of FPL

Less than \$12,060 for an individual



71%

101% - 250% FPL

\$12,060 - \$30,150



27%

More than 250% of FPL

More than \$30,150



2%

Income Unknown

0%

TITLE X SUCCESSES
IN 2010

\$3,965,952
IN TITLE X FUNDS
SUPPORTED:

SERVICES FOR
73,338
PATIENTS

AND PREVENTED...

18,100
UNINTENDED
PREGNANCIES

27
CERVICAL CANCER
CASES

116
GONORRHEA CASES

810
CHLAMYDIA CASES

SAVING THE
FEDERAL AND STATE
GOVERNMENT A NET:
\$89,491,000

National Family Planning & Reproductive Health Association
1025 Vermont Ave NW, Suite 800, Washington DC 20005
Main Phone: 202-293-3114

For sources and data notes, please visit <https://www.nationalfamilyplanning.org/file/sources2017.pdf>. This factsheet was originally published in November 2017 and updated in September 2018 to reflect the latest Family Planning Annual Report.