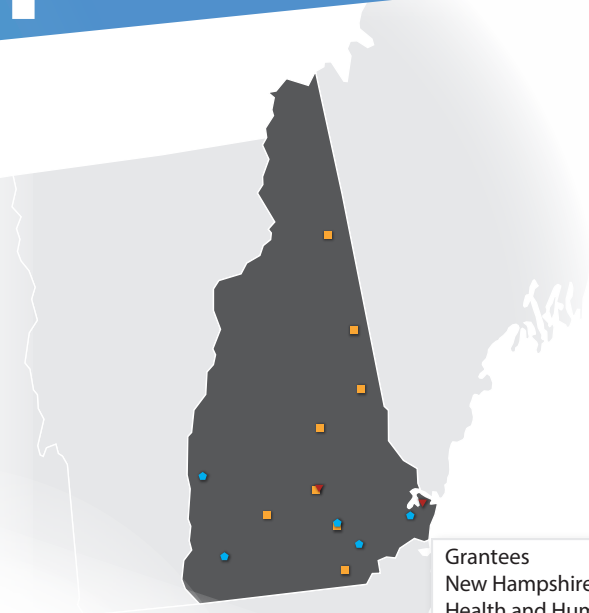


THE TITLE X FAMILY PLANNING PROGRAM IN New Hampshire

National
Family Planning
& Reproductive Health Association

The New Hampshire Department of Health and Human Services and Planned Parenthood of Northern New England Inc. are the Title X grantees in New Hampshire. The diverse network of health centers supported by Title X provides a range of essential preventive health services, including breast and cervical cancer detection, screening and treatment for sexually transmitted diseases, HIV testing, and contraception, for thousands of low-income, uninsured, and underinsured individuals and families each year who would otherwise lack access to care.

Despite this important mission, federal funding for Title X has shrunk in recent years, and now fewer low-income and uninsured people in New Hampshire are able to access family planning and sexual health services funded by Title X.



Grantees
New Hampshire Department of Health and Human Services
Planned Parenthood of Northern New England Inc.

Service Sites
▼ Family Planning Health Center — 2
■ Federally Qualified Health Center — 8
◆ Planned Parenthood — 5

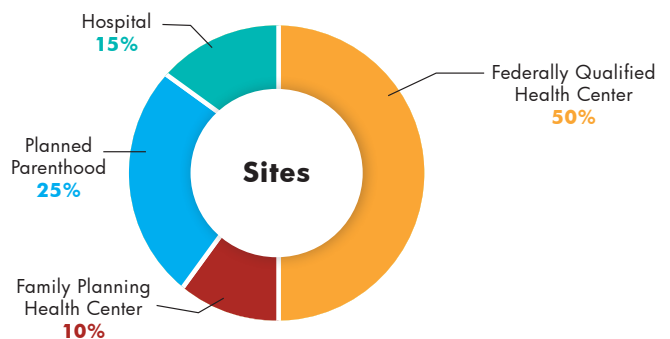
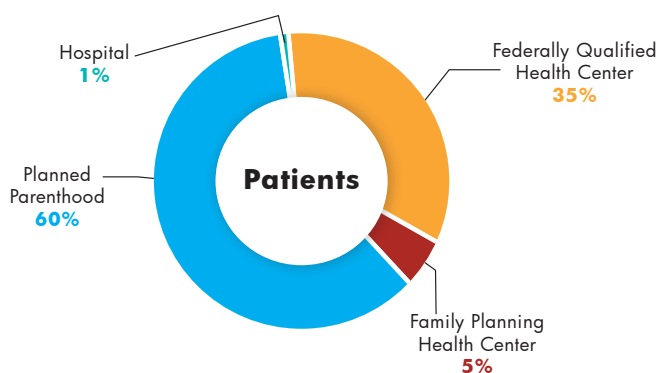
Note: This map reflects the 2017 Title X network.

FUNDING AND PATIENT LEVELS

	FY2010	FY 2014	FY 2015	FY 2016	FY2017	Net Change
NATIONAL						
Funding	\$317.5 M	\$286.4 M	\$286.5 M	\$286.5 M	\$286.5 M	-\$31 M
Patients	5,224,862	4,129,283	4,018,015	4,007,552	4,004,246	-1,220,616
NEW HAMPSHIRE						
Funding	\$1,548,715	\$1,441,000	\$1,442,000	\$1,470,000	\$1,483,000	-\$65,715
Patients	25,836	19,399	17,270	18,324	16,413	-9,423

HOW PATIENTS ACCESS CARE

The following charts show the site type and patient distribution for participating providers in 2016.



*Percentages may not equal 100% due to rounding. Hospital sites discontinued services as of June 30, 2017.

NEW HAMPSHIRE Facts

WOMEN IN NEED OF PUBLICLY
FUNDED CONTRACEPTIVE
SERVICES & SUPPLIES, 2014

65,530

UNINTENDED PREGNANCIES
PREVENTED BY TITLE X
SERVICES, 2015

3,800

TITLE X PATIENTS BY INCOME LEVEL, 2017
RELATIVE TO THE FEDERAL POVERTY LEVEL (FPL)

Below 101% of FPL

Less than \$12,060 for an individual



46%

101% - 250% FPL

\$12,060 - \$30,150



35%

More than 250% of FPL

More than \$30,150



15%

Income Unknown



4%

TITLE X SUCCESSES
IN 2010

\$1,548,715
IN TITLE X FUNDS
SUPPORTED:

SERVICES FOR
25,836
PATIENTS

AND PREVENTED...

5,500
UNINTENDED
PREGNANCIES

9
CERVICAL CANCER
CASES

7
GONORRHEA CASES

150
CHLAMYDIA CASES

SAVING THE
FEDERAL AND STATE
GOVERNMENT A NET:
\$16,119,000

National Family Planning & Reproductive Health Association
1025 Vermont Ave NW, Suite 800, Washington, DC 20005
Phone: 202-293-3114

For sources and data notes, please visit <https://www.nationalfamilyplanning.org/file/sources2017.pdf>. This factsheet was originally published in November 2017 and updated in September 2018 to reflect the latest Family Planning Annual Report.