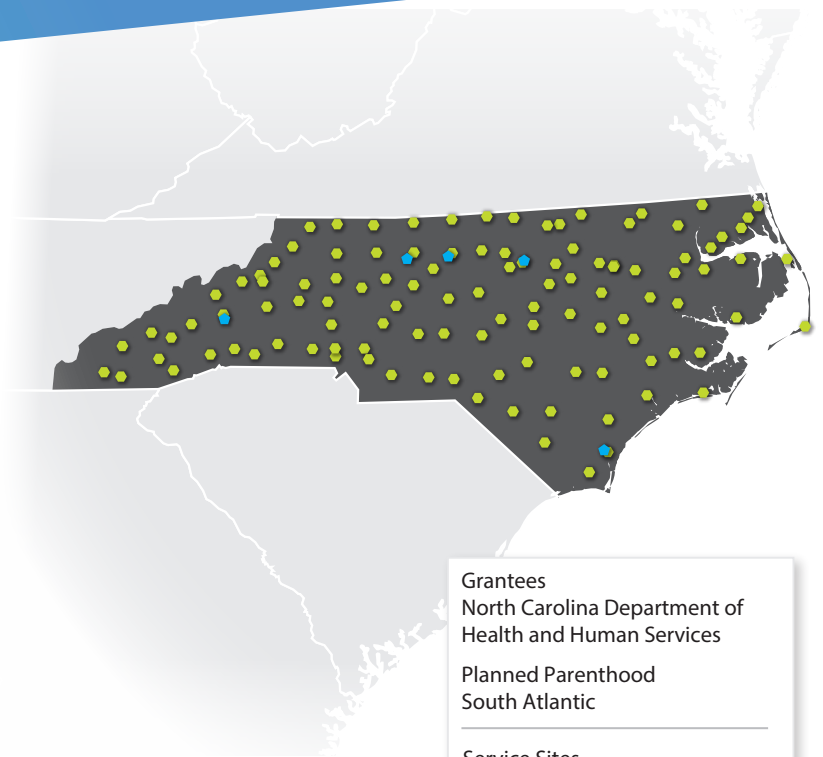


THE TITLE X FAMILY PLANNING PROGRAM IN North Carolina

National
Family Planning
& Reproductive Health Association

The North Carolina Department of Health and Human Services and Planned Parenthood South Atlantic are the Title X grantees in North Carolina. The diverse network of health centers supported by Title X provides a range of essential preventive health services, including breast and cervical cancer detection, screening and treatment for sexually transmitted diseases, HIV testing, and contraception, for thousands of low-income, uninsured, and underinsured individuals and families each year who would otherwise lack access to care.

Despite this important mission, federal funding for Title X has shrunk in recent years, and now fewer low-income and uninsured people in North Carolina are able to access family planning and sexual health services funded by Title X.



Grantees
North Carolina Department of Health and Human Services
Planned Parenthood South Atlantic

Service Sites
● Health Department — 112
◆ Planned Parenthood — 5


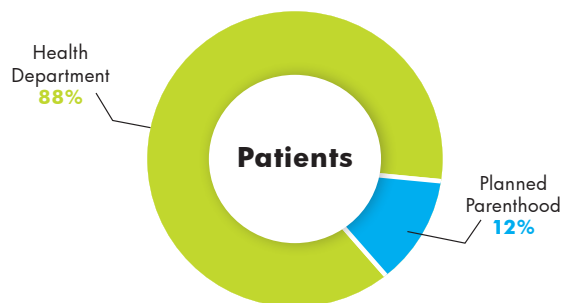
Note: This map reflects the 2017 Title X network.

FUNDING AND PATIENT LEVELS

	FY2010	FY 2014	FY 2015	FY 2016	FY2017	Net Change
NATIONAL						
Funding	\$317.5 M	\$286.4 M	\$286.5 M	\$286.5 M	\$286.5 M	-\$31 M
Patients	5,224,862	4,129,283	4,018,015	4,007,552	4,004,246	-1,220,616
NORTH CAROLINA						
Funding	\$7,595,253	\$7,119,100	\$7,250,000	\$7,265,000	\$7,375,000	-\$220,253
Patients	139,982	110,167	91,446	90,160	110,059	-29,923

HOW PATIENTS ACCESS CARE

The following charts show the site type and patient distribution for participating providers in 2016.



*Percentages may not equal 100% due to rounding

NORTH CAROLINA Facts

WOMEN IN NEED OF PUBLICLY
FUNDED CONTRACEPTIVE
SERVICES & SUPPLIES, 2014

667,910

UNINTENDED PREGNANCIES
PREVENTED BY TITLE X
SERVICES, 2015

23,800

TITLE X PATIENTS BY INCOME LEVEL, 2017
RELATIVE TO THE FEDERAL POVERTY LEVEL (FPL)

Below 101% of FPL

Less than \$12,060 for an individual



66%

101% - 250% FPL

\$12,060 - \$30,150



24%

More than 250% of FPL

More than \$30,150



7%

Income Unknown



3%

TITLE X SUCCESSES
IN 2010

\$7,595,253
IN TITLE X FUNDS
SUPPORTED:

SERVICES FOR
139,982
PATIENTS

AND PREVENTED...

33,300
UNINTENDED
PREGNANCIES

56
CERVICAL CANCER
CASES

208
GONORRHEA CASES

1,120
CHLAMYDIA CASES

SAVING THE
FEDERAL AND STATE
GOVERNMENT A NET:
\$187,639,000

National Family Planning & Reproductive Health Association
1025 Vermont Ave NW, Suite 800, Washington, DC 20005
Phone: 202-293-3114

For sources and data notes, please visit <https://www.nationalfamilyplanning.org/file/sources2017.pdf>. This factsheet was originally published in November 2017 and updated in September 2018 to reflect the latest Family Planning Annual Report.