
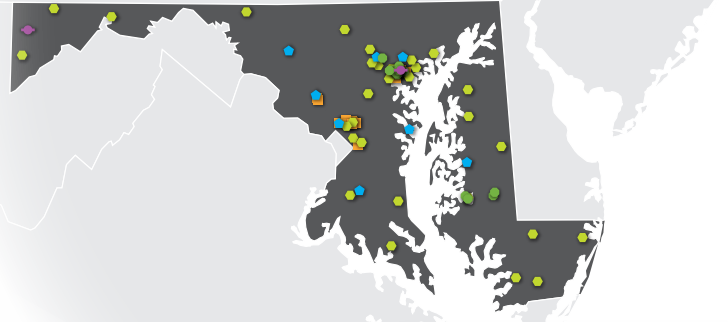


THE TITLE X FAMILY PLANNING PROGRAM IN Maryland

As of September 1, 2018, the Office of Population Affairs (OPA) provided Title X service delivery grants to the Maryland Department of Health and CCI Health and Wellness to support access to family planning and sexual health services in Maryland. The diverse network of health centers supported by Title X provides a range of essential preventive health services, including breast and cervical cancer detection, screening and treatment for sexually transmitted diseases, HIV testing, and contraception, for thousands of low-income, uninsured, and underinsured individuals and families each year who would otherwise lack access to care.

Despite this important mission, federal funding for Title X has shrunk in recent years, and now fewer low-income and uninsured people in Maryland are able to access family planning and sexual health services funded by Title X.



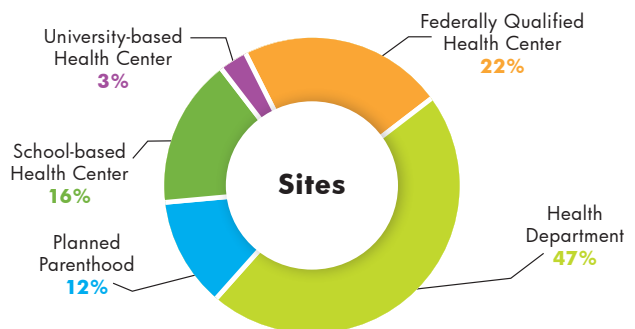
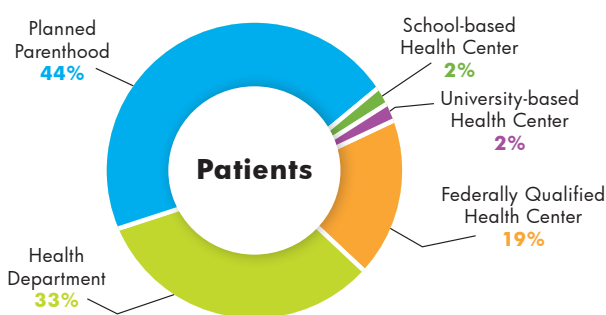
Note: This map reflects the 2017 Title X network. CCI Health and Wellness became a new grantee on September 1, 2018.

FUNDING AND PATIENT LEVELS

	FY2010	FY 2014	FY 2015	FY 2016	FY2017	Net Change
NATIONAL						
Funding	\$317.5 M	\$286.4 M	\$286.5 M	\$286.5 M	\$286.5 M	-\$31 M
Patients	5,224,862	4,129,283	4,018,015	4,007,552	4,004,246	-1,220,616
MARYLAND						
Funding	\$4,678,708	\$3,889,200	\$3,889,200	\$3,970,000	\$3,970,000	-\$708,708
Patients	78,427	68,274	64,060	71,823	73,018	-5,409

HOW PATIENTS ACCESS CARE

The following charts show the site type and patient distribution for participating providers in 2016.



*Percentages may not equal 100% due to rounding

MARYLAND Facts





WOMEN IN NEED OF PUBLICLY FUNDED CONTRACEPTIVE SERVICES & SUPPLIES, 2014

298,190

UNINTENDED PREGNANCIES PREVENTED BY TITLE X SERVICES, 2015

14,500

TITLE X PATIENTS BY INCOME LEVEL, 2017
RELATIVE TO THE FEDERAL POVERTY LEVEL (FPL)

Below 101% of FPL <i>Less than \$12,060 for an individual</i>		84%
101% - 250% FPL <i>\$12,060 - \$30,150</i>		11%
More than 250% of FPL <i>More than \$30,150</i>		2%
Income Unknown		4%

TITLE X SUCCESSES
IN 2010

\$4,678,708
IN TITLE X FUNDS
SUPPORTED:

SERVICES FOR
78,427
PATIENTS

AND PREVENTED...

18,700
UNINTENDED
PREGNANCIES

26
CERVICAL CANCER
CASES

125
GONORRHEA CASES

800
CHLAMYDIA CASES

SAVING THE
FEDERAL AND STATE
GOVERNMENT A NET:
\$147,766,000

National Family Planning & Reproductive Health Association
1025 Vermont Ave NW, Suite 800, Washington, DC 20005
Phone: 202-293-3114

For sources and data notes, please visit <https://www.nationalfamilyplanning.org/file/sources2017.pdf>. This factsheet was originally published in November 2017 and updated in September 2018 to reflect the latest Family Planning Annual Report.