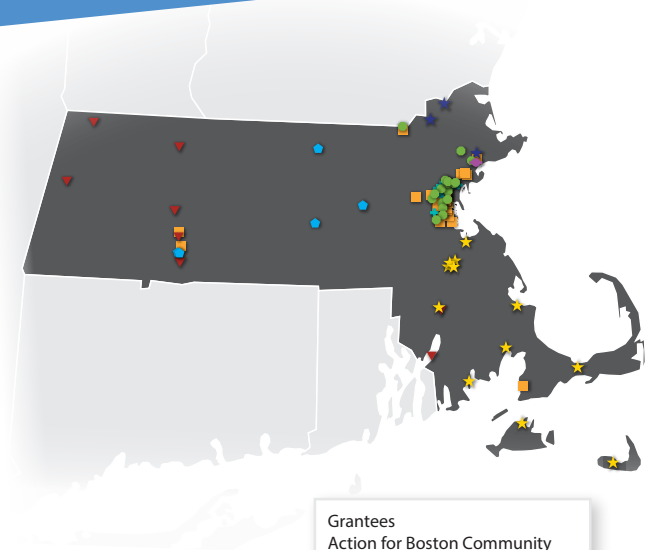


THE TITLE X FAMILY PLANNING PROGRAM IN Massachusetts

As of September 1, 2018, the Office of Population Affairs (OPA) provided Title X service delivery grants to Action for Boston Community Development Inc., Health Imperatives Inc., and the Massachusetts Department of Public Health to support access to family planning and sexual health services in Massachusetts. The diverse network of health centers supported by Title X provides a range of essential preventive health services, including breast and cervical cancer detection, screening and treatment for sexually transmitted diseases, HIV testing, and contraception, for thousands of low-income, uninsured, and underinsured individuals and families each year who would otherwise lack access to care.

Despite this important mission, federal funding for Title X has shrunk in recent years, and now fewer low-income and uninsured people in Massachusetts are able to access family planning and sexual health services funded by Title X.



- Grantees**
- Action for Boston Community Development Inc.
 - Health Imperatives Inc.
 - Health Quarters Inc.
 - Massachusetts Department of Public Health
 - Planned Parenthood League of Massachusetts

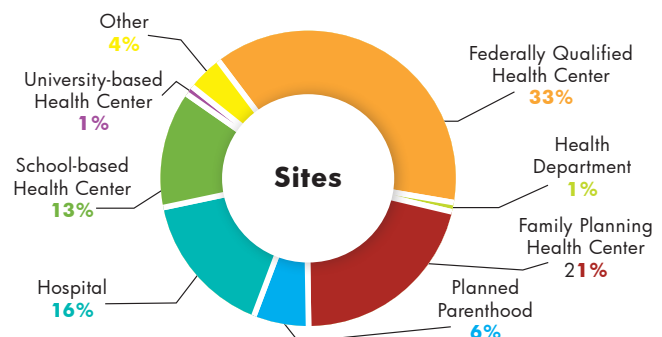
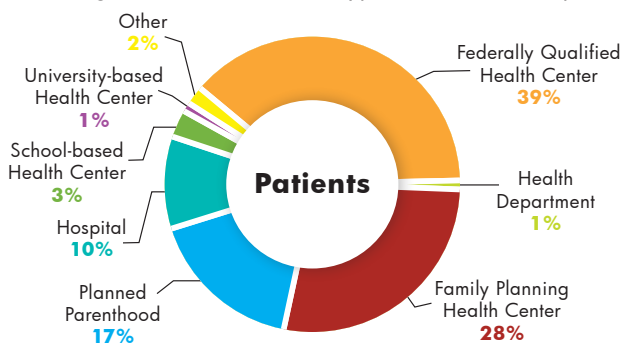
- Service Sites**
- ★ Health Imperatives Inc. — 12
 - ★ Health Quarters Inc. — 3
 - ▼ Family Planning Health Center — 8
 - Federally Qualified Health Center — 36
 - Health Department — 1
 - ⊕ Hospital — 15
 - School-based Health Center — 12
 - ◆ Planned Parenthood — 5
 - University-based Health Center — 1

FUNDING AND PATIENT LEVELS

	FY2010	FY 2014	FY 2015	FY 2016	FY2017	Net Change
NATIONAL						
Funding	\$317.5 M	\$286.4 M	\$286.5 M	\$286.5 M	\$286.5 M	-\$31 M
Patients	5,224,862	4,129,283	4,018,015	4,007,552	4,004,246	-1,220,616
MASSACHUSETTS						
Funding	\$6,062,661	\$6,719,050	\$5,797,000	\$5,914,000	\$6,155,000	+\$92,339
Patients	68,446	65,304	67,293	66,072	75,275	-6,829

HOW PATIENTS ACCESS CARE

The following charts show the site type distribution for participating providers in 2017.



*Percentages may not equal 100% due to rounding

Note: This map reflects the 2017 Title X network. Health Quarters and Planned Parenthood League of Massachusetts are no longer grantees as of September 1, 2018.

MASSACHUSETTS Facts





WOMEN IN NEED OF PUBLICLY
FUNDED CONTRACEPTIVE
SERVICES & SUPPLIES, 2014

373,060

UNINTENDED PREGNANCIES
PREVENTED BY TITLE X
SERVICES, 2015

15,500

TITLE X PATIENTS BY INCOME LEVEL, 2017
RELATIVE TO THE FEDERAL POVERTY LEVEL (FPL)

Below 101% of FPL <i>Less than \$12,060 for an individual</i>		62%
101% - 250% FPL <i>\$12,060 - \$30,150</i>		29%
More than 250% of FPL <i>More than \$30,150</i>		7%
Income Unknown		3%

TITLE X SUCCESSES
IN 2010

\$7,039,331
IN TITLE X FUNDS
SUPPORTED:

SERVICES FOR
93,670
PATIENTS

AND PREVENTED...

22,900
UNINTENDED
PREGNANCIES

43
CERVICAL CANCER
CASES

260
GONORRHEA CASES

1,530
CHLAMYDIA CASES

SAVING THE
FEDERAL AND STATE
GOVERNMENT A NET:
\$169,376,000

National Family Planning & Reproductive Health Association
1025 Vermont Ave NW, Suite 800, Washington, DC 20005
Phone: 202-293-3114

For sources and data notes, please visit <https://www.nationalfamilyplanning.org/file/sources2017.pdf>. This factsheet was originally published in November 2017 and updated in September 2018 to reflect the latest Family Planning Annual Report.