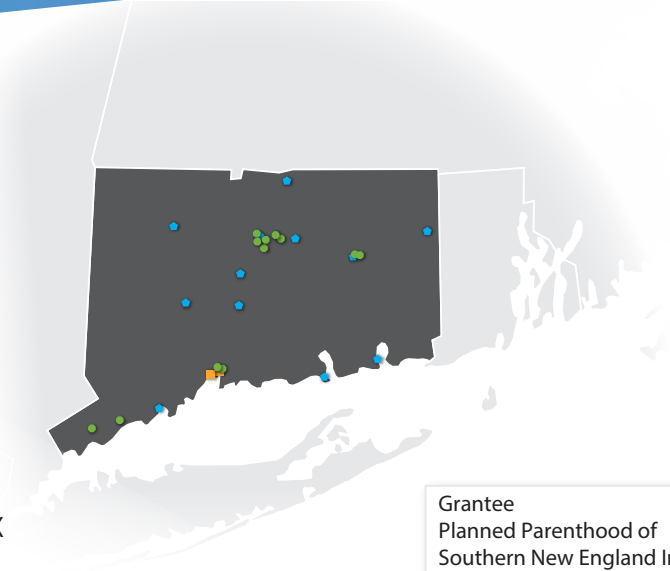


Connecticut

As of September 1, 2018, the Office of Population Affairs (OPA) provided Title X service delivery grants to The Cornell Scott-Hill Health Corporation and Planned Parenthood of Southern New England in Connecticut. The diverse network of health centers supported by Title X provides a range of essential preventive health services, including breast and cervical cancer detection, screening and treatment for sexually transmitted diseases, HIV testing, and contraception, for thousands of low-income, uninsured, and underinsured individuals and families each year who would otherwise lack access to care.

Despite this important mission, federal funding for Title X has shrunk in recent years, and now fewer low-income and uninsured people in Connecticut are able to access family planning and sexual health services funded by Title X.



Grantee
Planned Parenthood of Southern New England Inc.

Service Sites

- Federally Qualified Health Center — 2
- ◆ Planned Parenthood — 12
- School-based Health Center — 12

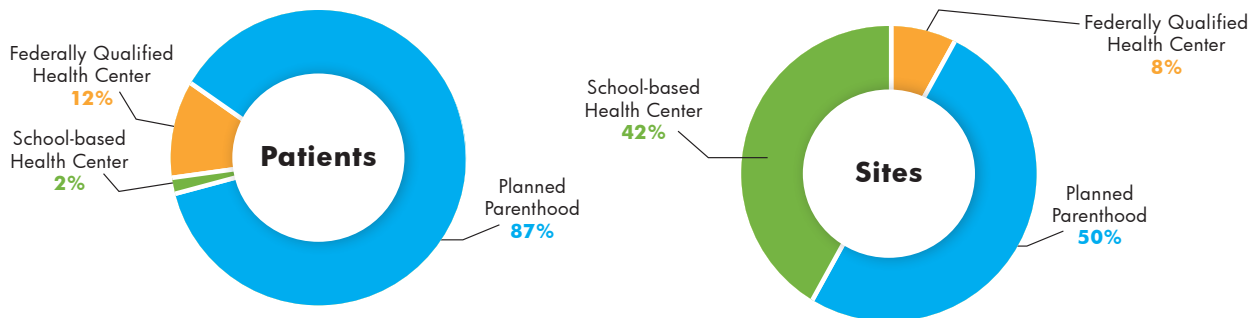
Note: This map reflects the 2017 Title X network. The Cornell Scott-Hill Health Corporation became a new grantee on September 1, 2018.

FUNDING AND PATIENT LEVELS

	FY2010	FY 2014	FY 2015	FY 2016	FY2017	Net Change
NATIONAL						
Funding	\$317.5 M	\$286.4 M	\$286.5 M	\$286.5 M	\$286.5 M	-\$31 M
Patients	5,224,862	4,129,283	4,018,015	4,007,552	4,004,246	-1,220,616
CONNECTICUT						
Funding	\$2,581,167	\$2,998,400	\$2,424,000	\$2,473,000	\$2,479,000	-\$102,167
Patients	45,544	40,745	42,920	40,440	43,835	-1,709

HOW PATIENTS ACCESS CARE

The following charts show the site type and patient distribution for participating providers in 2016.



*Percentages may not equal 100% due to rounding

CONNECTICUT Facts




WOMEN IN NEED OF PUBLICLY FUNDED CONTRACEPTIVE SERVICES & SUPPLIES, 2014

183,070

UNINTENDED PREGNANCIES PREVENTED BY TITLE X SERVICES, 2015

10,100

TITLE X PATIENTS BY INCOME LEVEL, 2017
RELATIVE TO THE FEDERAL POVERTY LEVEL (FPL)

Below 101% of FPL <i>Less than \$12,060 for an individual</i>		37%
101% - 250% FPL <i>\$12,060 - \$30,150</i>		47%
More than 250% of FPL <i>More than \$30,150</i>		15%
Income Unknown		0%

TITLE X SUCCESSES
IN 2010

\$2,581,167
IN TITLE X FUNDS
SUPPORTED:

SERVICES FOR
45,544
PATIENTS

AND PREVENTED...

9,500
UNINTENDED
PREGNANCIES

14
CERVICAL CANCER
CASES

29
GONORRHEA CASES

400
CHLAMYDIA CASES

SAVING THE
FEDERAL AND STATE
GOVERNMENT A NET:
\$80,942,000

National Family Planning & Reproductive Health Association
1025 Vermont Ave NW, Suite 800, Washington, DC 20005
Phone: 202-293-3114

For sources and data notes, please visit <https://www.nationalfamilyplanning.org/file/sources2017.pdf>. This factsheet was originally published in November 2017 and updated in September 2018 to reflect the latest Family Planning Annual Report.