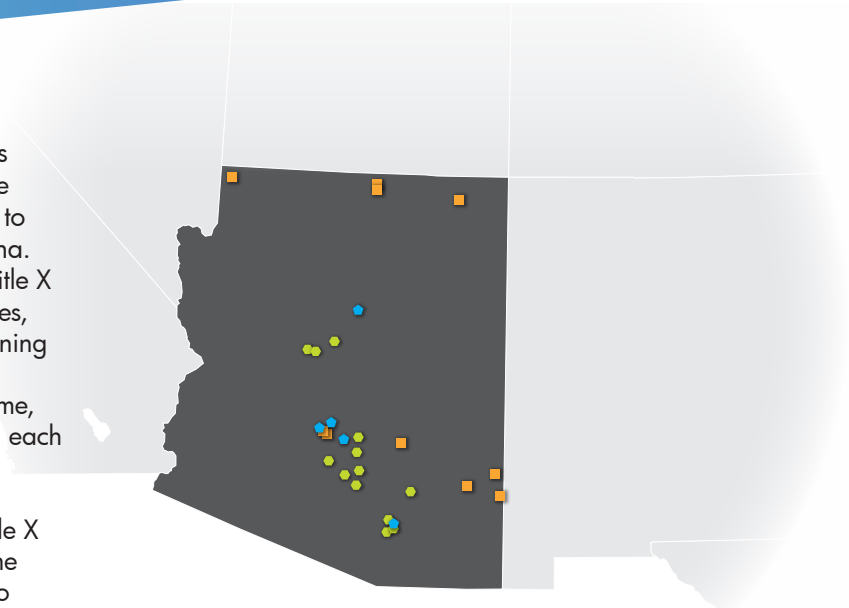


THE TITLE X FAMILY PLANNING PROGRAM IN Arizona

As of September 1, 2018, the Office of Population Affairs (OPA) provided Title X service delivery grants to the Arizona Department of Health Services and the Arizona Family Health Partnership to support access to family planning and sexual health services in Arizona. The diverse network of health centers supported by Title X provides a range of essential preventive health services, including breast and cervical cancer detection, screening and treatment for sexually transmitted diseases, HIV testing, and contraception, for thousands of low-income, uninsured, and underinsured individuals and families each year who would otherwise lack access to care.

Despite this important mission, federal funding for Title X has shrunk in recent years, and now fewer low-income and uninsured people in the United States are able to access family planning and sexual health services funded by Title X.



Grantee
Arizona Family Health Partnership

Service Sites

- Federally Qualified Health Center — 10
- ◆ Health Department — 13
- ⬠ Planned Parenthood — 5

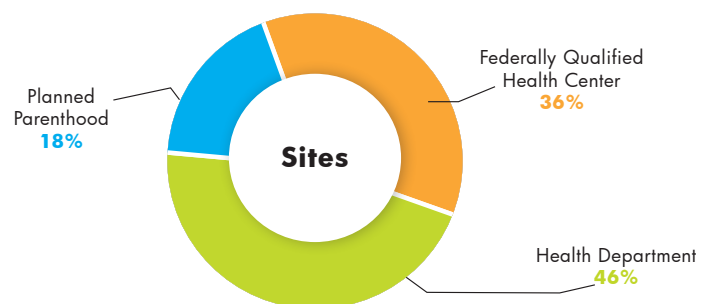
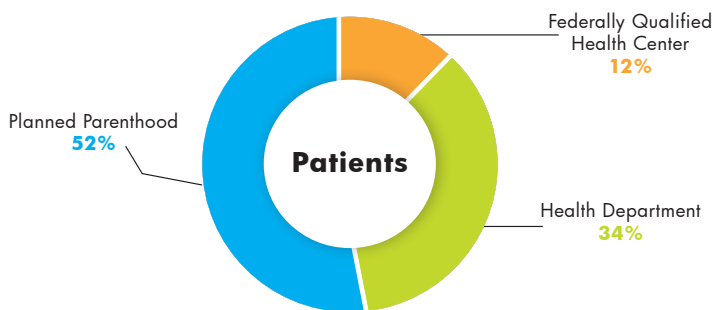
Note: This map reflects the 2017 Title X network. The Arizona Department of Health became a new grantee on September 1, 2018.

FUNDING AND PATIENT LEVELS

	FY2010	FY 2014	FY 2015	FY 2016	FY2017	Net Change
NATIONAL						
Funding	\$317.5 M	\$286.4 M	\$286.5 M	\$286.5 M	\$286.5 M	-\$31 M
Patients	5,224,862	4,129,283	4,018,015	4,007,552	4,004,246	-1,220,616
ARIZONA						
Funding	\$5,333,397	\$5,389,700	\$5,389,992	\$5,481,000	\$5,342,000	+\$8,603
Patients	50,399	33,568	34,636	37,265	36,402	-13,997

HOW PATIENTS ACCESS CARE

The following charts show the site type and patient distribution for participating providers in 2016.



*Percentages may not equal 100% due to rounding

ARIZONA Facts

WOMEN IN NEED OF PUBLICLY FUNDED CONTRACEPTIVE SERVICES & SUPPLIES, 2014

465,450

UNINTENDED PREGNANCIES PREVENTED BY TITLE X SERVICES, 2015

6,800

TITLE X PATIENTS BY INCOME LEVEL, 2017
RELATIVE TO THE FEDERAL POVERTY LEVEL (FPL)

Below 101% of FPL

Less than \$12,060 for an individual



65%

101% - 250% FPL

\$12,060 - \$30,150



26%

More than 250% of FPL

More than \$30,150



8%

Income Unknown

1%

TITLE X SUCCESSES
IN 2010

\$5,333,397
IN TITLE X FUNDS
SUPPORTED:

SERVICES FOR
50,399
PATIENTS

AND PREVENTED...

10,700
UNINTENDED
PREGNANCIES

17
CERVICAL CANCER
CASES

9
GONORRHEA CASES

440
CHLAMYDIA CASES

SAVING THE
FEDERAL AND STATE
GOVERNMENT A NET:
\$87,989,000

National Family Planning & Reproductive Health Association
1025 Vermont Ave NW, Suite 800, Washington DC 20005
Main Phone: 202-293-3114

For sources and data notes, please visit <https://www.nationalfamilyplanning.org/file/sources2017.pdf>. This fact sheet was originally published in November 2017 and updated in September 2018 to reflect the latest Family Planning Annual Report.